



Outbreak Report Summary: 2014 - 2017

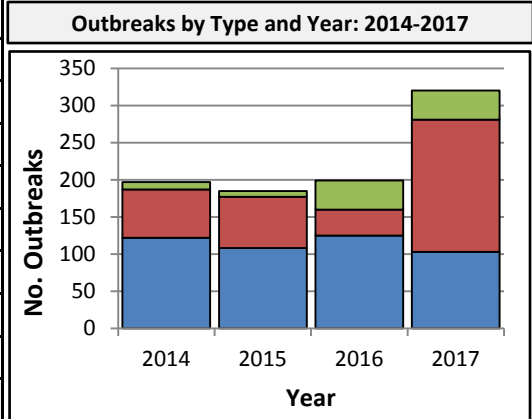
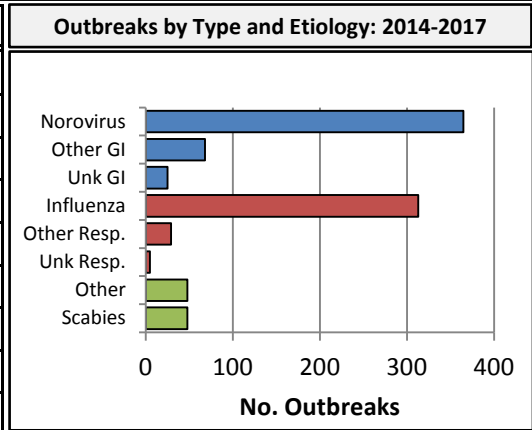


A total of **901** outbreaks were reported to the Communicable Disease Branch (CDB) from January 1, 2014–December 31, 2017; an average of 225 per year. Details of those outbreaks are presented below.

As required by North Carolina Administrative Code (10A NCAC 41A .0103), local health departments must submit a written report of the investigation within 30 days of the end of the outbreak. Outbreak reports were received for 61% of 2014 outbreaks, 89% of 2015 outbreaks 84% of 2016 outbreaks, and 100% of 2017 outbreaks.

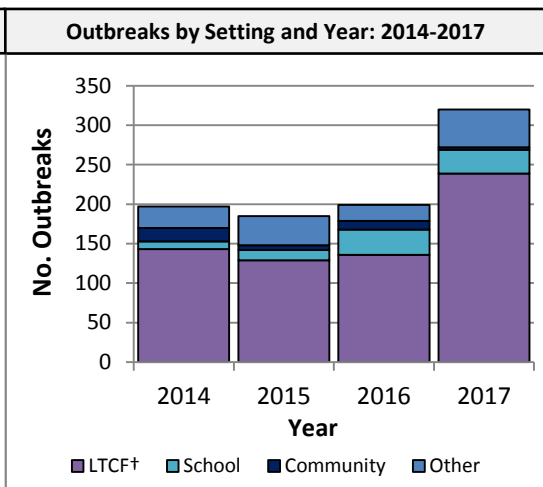
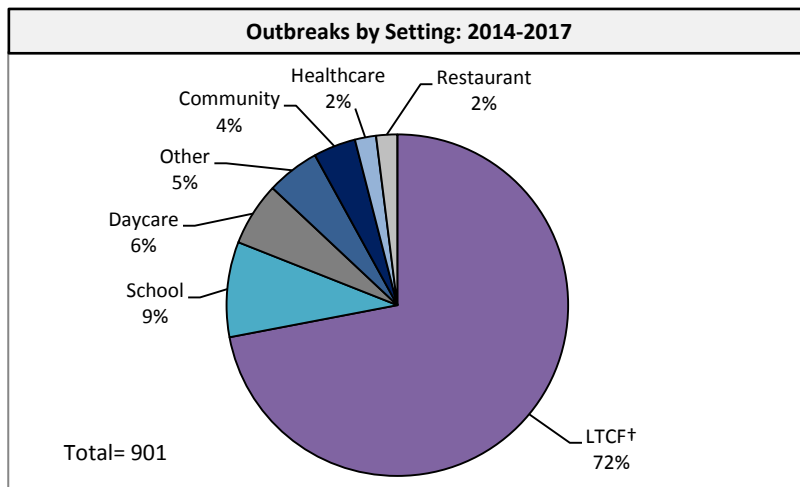
TYPE AND ETIOLOGY

Type	Etiology	2014	2015	2016	2017	Total	%
Gastrointestinal (GI) Causes							
51%	Norovirus	104	78	95	88	365	80%
	Salmonella	5	4	2	4	15	3%
	Shigella	7	11	11	4	33	7%
	Other GI	3	11	3	3	20	4%
	Unknown	3	4	14	4	25	5%
	Total	122	108	125	103	458	
Respiratory Causes							
38%	Influenza	57	66	25	165	313	90%
	Pertussis*	1	1	2	8	12	3%
	Legionella	5	0	2	3	10	3%
	Other Respiratory	0	2	3	2	7	2%
	Unknown	2	0	3	0	5	1%
Total	65	69	35	178	347		
Other Causes							
11%	Other	6	6	19	17	48	50%
	Scabies	4	2	20	22	48	50%
	Total	10	8	39	39	96	
Total Outbreaks		197	185	199	320	901	



*Pertussis was at epidemic levels in 2014, therefore individual outbreaks were not reported.

SETTING



†Long-term care facility (LTCF) includes nursing homes, adult care homes, and assisted living facilities