



# Outbreak Report Summary: 2012 - 2014



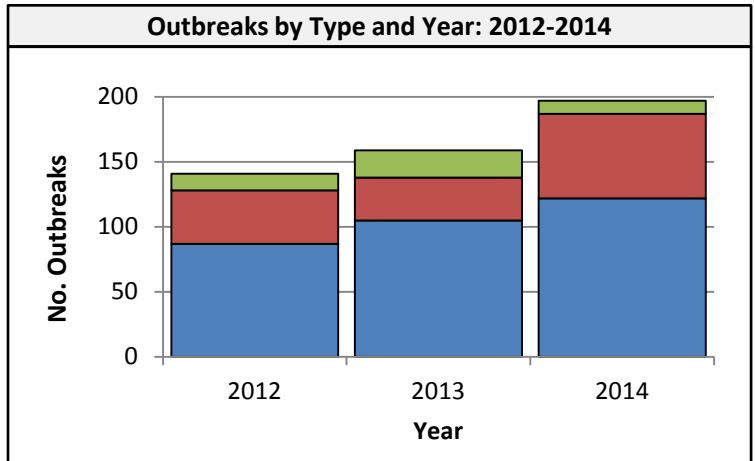
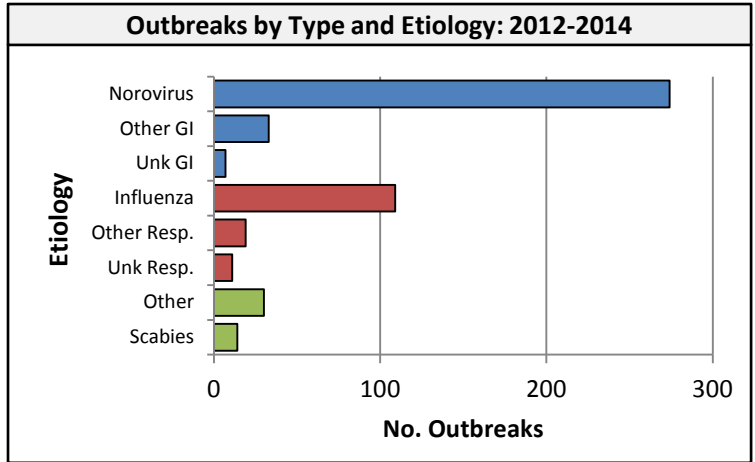
A total of **497** outbreaks were reported to the Communicable Disease Branch (CDB) from January 1, 2012–December 31, 2014; an average of 166 per year. Details of those outbreaks are presented below.

As required by North Carolina Administrative Code (10A NCAC 41A .0103), local health departments must submit a written report of the investigation within 30 days of the end of the outbreak. Outbreak reports were received for 78% of 2012 outbreaks, 91% of 2013 outbreaks and 61% of 2014 outbreaks. The median time to report receipt by the CDB from initial outbreak notification was 55 days in 2012, 27 days in 2103 and 129 days in 2014. While timeliness and completeness of reporting increased between 2012–2013, it decreased in 2014. This can be attributed to the burden of work that the global Ebola crisis placed on local programs.

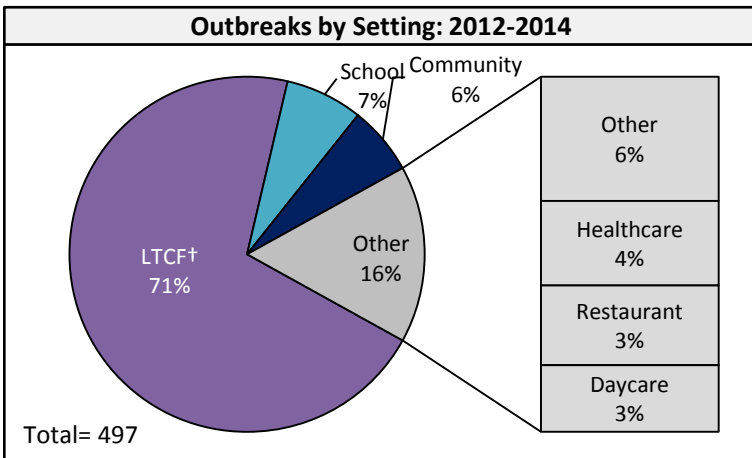
## TYPE AND ETIOLOGY

Type	Etiology	2012	2013	2014	Total	%
<b>Gastrointestinal (GI) Causes</b>						
63%	Norovirus	80	90	104	274	87%
	Salmonella	3	5	5	13	4%
	Shigella	0	2	7	9	3%
	Other GI	4	4	3	11	4%
	Unknown	0	4	3	7	2%
	<b>Total</b>		<b>87</b>	<b>105</b>	<b>122</b>	<b>314</b>
<b>Respiratory Causes</b>						
28%	Influenza	29	23	57	109	78%
	Pertussis*	8	4	1	13	9%
	Legionella	0	0	5	5	4%
	Other Respiratory	1	0	0	1	1%
	Unknown	3	6	2	11	8%
<b>Total</b>		<b>41</b>	<b>33</b>	<b>65</b>	<b>139</b>	
<b>Other Causes</b>						
9%	Other	8	16	6	30	68%
	Scabies	5	5	4	14	32%
	<b>Total</b>	<b>13</b>	<b>21</b>	<b>10</b>	<b>44</b>	
<b>Total Outbreaks</b>		<b>141</b>	<b>159</b>	<b>197</b>	<b>497</b>	

\*Pertussis was at epidemic levels in 2014, therefore individual outbreaks were not reported.



## SETTING



†Long-term care facility (LTCF) includes nursing homes and adult care homes

